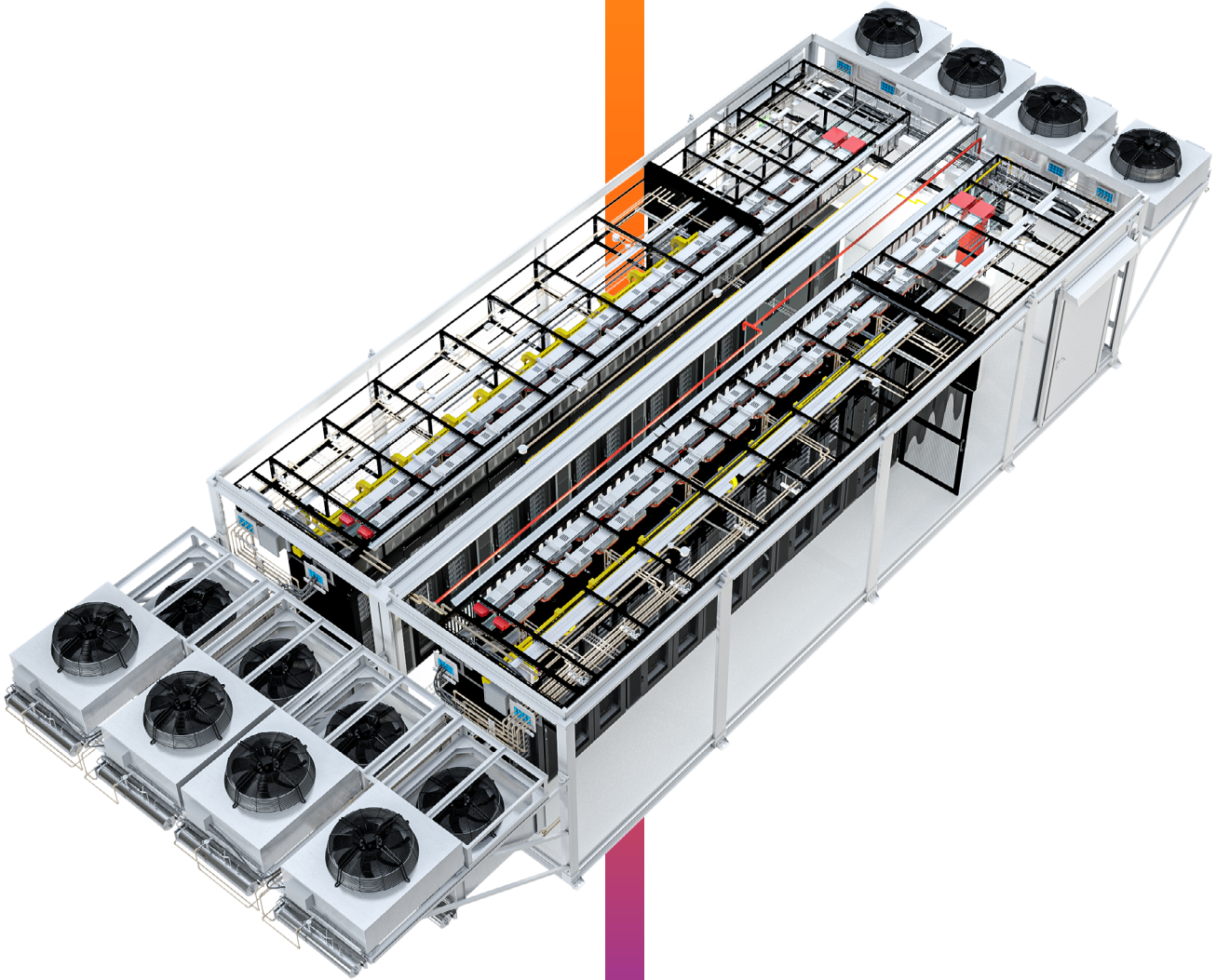





Vertiv™ SmartMod™ Max DX

Simple and configurable infrastructure solution for your critical IT needs



Imagine the advantages of a rapidly deployable, standalone datacenter with all the capabilities to achieve your critical IT needs



Vertiv™ SmartMod™ Products Portfolio

Vertiv™ SmartMod™ Max DX is a simple, configurable system that extends the capability of the Vertiv™ SmartMod™ platform to larger deployments. For IT deployments up to 200 kW and up to 26 IT racks, SmartMod™ Max DX offers a simple way to install capacity in a fraction of the time a typical IT build might take.

With integrated, pre-engineered, and pre-fabricated infrastructure, you can rapidly achieve your objectives, and you don't have to overspend the budget or overbuild based on uncertain future needs.

Right-sized systems designed to work together and optimized for constructability allow you to build just what you need today, better aligning your capital plans to your business challenges and simplifying the process of getting business critical systems up and running. The modules are shipped in two prefabricated sections, then connected and sealed at your site by experienced Vertiv personnel to create a contiguous space, just like a traditional data center.

Configured with two rows of racks, the system uses aisle containment to ensure

optimal performance and efficiency of thermal management systems.

SmartMod Max DX leverages core Vertiv™ Critical Power, Thermal Management, and Monitoring & Control Technologies.

SmartMod Max is not a one size fits all system. It is designed to be configurable to right-size to your rack footprint, IT load, desired redundancy, location, and other additional options to you can achieve the optimal solution based on a specific need.

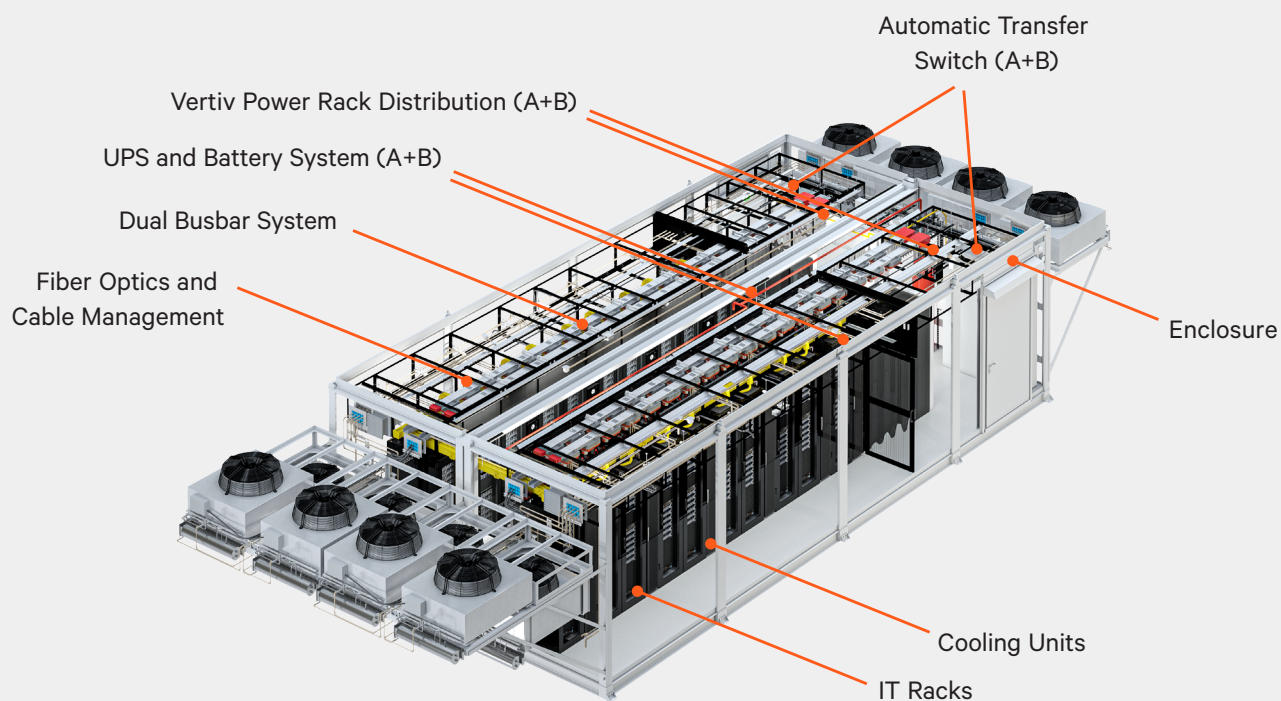
All subsystems are factory installed into a secure, weatherproof and transportable enclosure – simplifying and drastically shortening on site time required to install and startup, and reducing the potential for risk, quality, or schedule delays.

Configuration options are available to provide desired functionality and battery runtime. When deploying multiple units or at multiple locations, having a common look and feel, layout, and equipment kit simplifies maintenance and operations activities. Vertiv backs it all up with the proven service and support network.

Vertiv™ SmartMod™ Max DX incorporates:

- Vertiv™ Liebert® UPS power protection options based on your needs - using our Vertiv™ Liebert® EXM UPS
- In-row Vertiv™ Liebert® thermal management units with intelligent controls
- Vertiv™ VR racks
- Vertiv rack PDUs
- Thermal containment to isolate hot aisle and cold aisle airflows for optimum thermal performance
- Automatic Transfer Switch (ATS) to reliably select normal or emergency power sources
- Overhead infrastructure, including piping, electrical distribution, and fiber ducts
- Clean agent fire suppression and aspiration smoke detection (as optional items)
- Vertiv™ Environet™ Alert real-time monitoring and visualization for critical infrastructure (as optional item)

Component Overview of Vertiv™ SmartMod™ Max DX



Component overview of Vertiv SmartMod Max DX



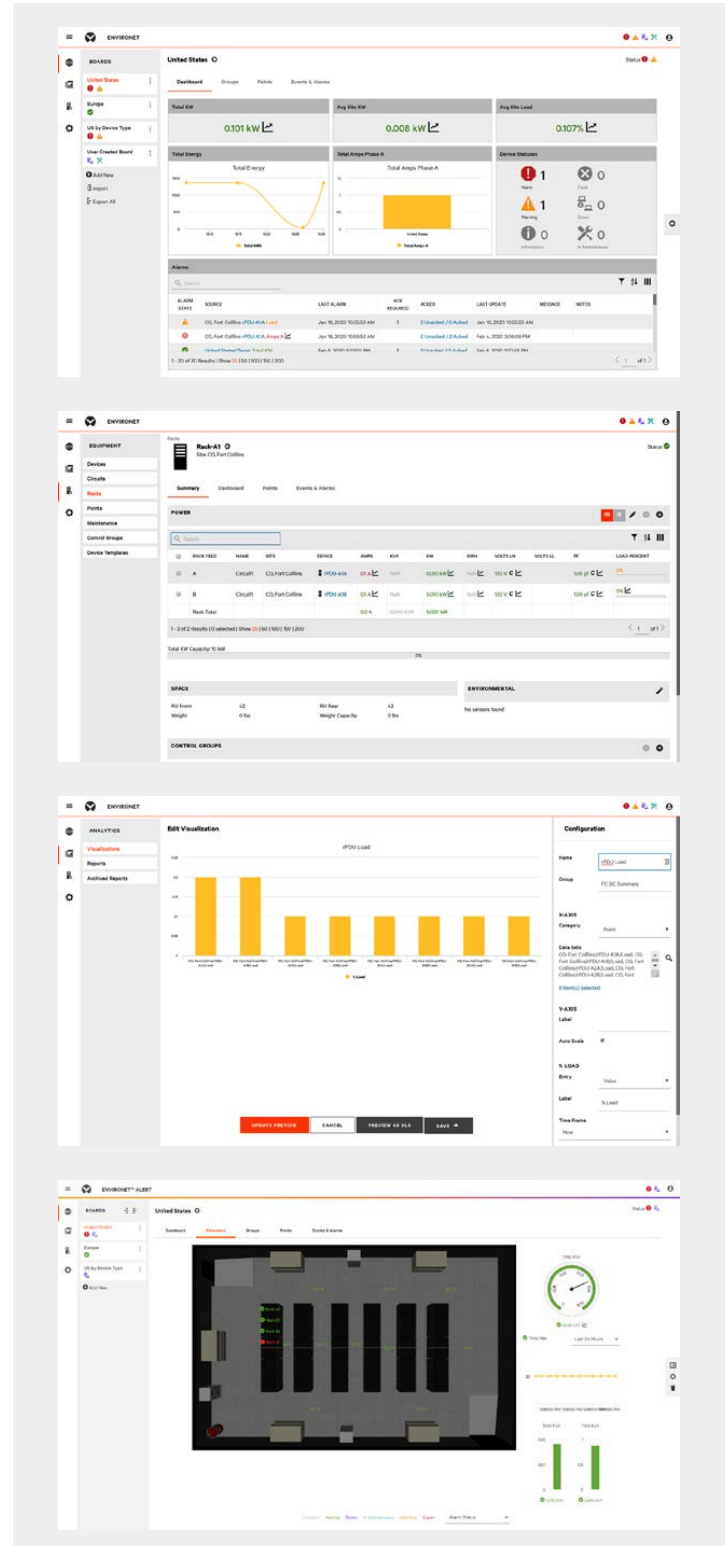
Exterior view of the Vertiv SmartMod Max DX

Vertiv™ Environet™ Alert

With Vertiv™ Environet™ Alert, industry companies can acquire critical facility monitoring software that is affordable and easy to use. This solution provides superior monitoring, alerting, trending and data organization capabilities for companies in such verticals as healthcare, financial services, government and more, helping you protect and grow your business.

Vertiv Environet Alert provides an easy-to-use monitoring software solution helping ensure the continuous power and cooling of your critical infrastructure. Get monitoring, alerting and trending at a price that's right for your business.

- Improve facility monitoring
- Increase your operational awareness and visibility into key assets
- Monitor your devices via streamlined integration with other business systems
- Improve the uptime of servers with proactive threat resolution
- Save time with easier setup, management and monitoring
- Identify trends to plan and optimize operations across all locations
- Ensure consistent processes and systems across data centers and server rooms
- Communicate with critical equipment via SNMP, Modbus TCP/IP and BACnet IP directly to Environet Alert.
- Global language support increases the ability to utilize software across regions
- With floorplan navigation, each user can navigate to what is most important to them in each facility
- The Basic IT asset management provides visualization into space capacity at the rack level, along with a library containing IT asset details
- AD/LDAP support for simple user authentication
- Enhanced management features to show power data for multiple tenants



Various Vertiv™ Environet™ screens monitoring a data center



Interior view of a typical Vertiv SmartMod Max DX

Standard Design Specifications

Vertiv™ SmartMod™ Max DX

Enclosure External Dimensions

Single Module Width ¹	9' 6" (2900 mm)
Enclosure Width	19' (5810 mm)
Enclosure Height	10' 11" (3330 mm)
Module Overall Length ²	32' (9754 mm) 37' (11278 mm) 40' (12192 mm) 42' (12802 mm) 47' (14326 mm) 52' (15850 mm)
Lifting Weight ³	Up to 37478 lbs (17000 kg) per module Up to 17637 lbs (8000 kg) per chiller skid

Input AC Parameters

Region	NAM
Voltage/Frequency	480 VAC, 60 Hz

IT Racks

Rack Height	42U (2000 mm)
Rack Depth	43" (1100 mm) / 47" (1200 mm)
Rack Width	23" (600 mm) / 31" (800 mm)
Rack Load	2000 lbs

Electrical

Electrical Distribution Board	2
Automatic Transfer Switch	1 or 2
UPS Model	EXM
UPS Cabinet	2
UPS Module Redundancy	N, N+1, 2N / Concurrently Maintainable
UPS Rating	100, 150 or 200 kW
Battery Backup Time	5 min
Busbar System	Up to 2 per row
Rack Load	Up to 17 kW
PDU	2 per rack
PDU Capacity (max)	30A or 60A @208 V
PDU Type	Basic / Monitored (unit level) / Switched (unit level)

Mechanical (HVAC)

Air Conditioning Type	In-row Direct Expansion
Air Conditioning Redundancy	N+1
Air Conditioning Units	Up to 8x CRV019 with 8x MCL040 per Row Up to 4x CRV035 with 4x MCL055 per Row
Cooling Capacity for IT Load (35°C)	Up to 200 kW
Exterior Ambient Operating Range	-30°C to +50°C

¹ SmartMod Max enclosure consists of two (2) modules.

² Length presented is the maximum transport length. For SmartMod Max DX it includes an enclosure with attached condenser units.

³ Weight presented is the estimated weight of shipping/lifting the unit with empty IT racks and empty UPS battery cabinets.



Vertiv.com | Vertiv Headquarters, 505 N Cleveland Ave, Westerville, OH 43082, USA

© 2024 Vertiv Group Corp. All rights reserved. Vertiv™ and the Vertiv logo are trademarks or registered trademarks of Vertiv Group Corp. All other names and logos referred to are trade names, trademarks or registered trademarks of their respective owners. While every precaution has been taken to ensure accuracy and completeness here, Vertiv Group Corp. assumes no responsibility, and disclaims all liability, for damages resulting from use of this information or for any errors or omissions. Specifications, rebates and other promotional offers are subject to change at Vertiv's sole discretion upon notice.