




Vertiv™ SmartMod™

Modular Data Center
Infrastructure



Imagine the advantages of a rapidly deployable, standalone data center with all the capabilities you need to achieve your IT objectives.



Cutaway illustration of Vertiv™ SmartMod™

Building a new data center in a short timeframe is nearly impossible. The Vertiv™ SmartMod™ provides enhanced levels of availability, efficiency, and control in self-contained enclosures that can be deployed securely, virtually anywhere. For IT deployments between 2 and 14 racks with 100 kW or less, SmartMod offers a simple way to install capacity in a fraction of the time.

You don't have to overspend, or overbuild based on uncertain future needs – with right-sized systems designed to work together and optimized for constructability; you can build just what you need today, better aligning your capital plans to your business challenges.

SmartMod leverages core Vertiv Critical Power, Thermal Management, and Monitoring & Control technologies.

SmartMod incorporates:

- Modular and scalable Vertiv™ Liebert® UPS power protection
- Close-coupled in-row Liebert® CRD thermal management units with intelligent iCOM™ Edge controls

- Classic and cost-effective Vertiv racks
- Vertiv rack PDUs
- Thermal containment to isolate hot aisle and cold aisle airflows for optimum thermal performance
- Automatic Transfer Switch (ATS) to reliably select normal or emergency power sources
- Overhead infrastructure, including piping, electrical distribution, and fiber ducts
- Clean agent fire suppression and aspiration smoke detection (as optional items)
- Vertiv™ Critical Insight real-time monitoring and visualization for critical infrastructure (as optional item)

All subsystems are factory installed into a secure, weatherproof and transportable enclosure – simplifying and drastically shortening the on-site time required to install and startup, and reducing the potential for risk, quality, or schedule delays.

SmartMod is not a one size fits all system. It is designed to be configurable to right-size to your rack footprint, IT load, desired redundancy, location, and other additional options so you can achieve the optimal solution based on a specific need.

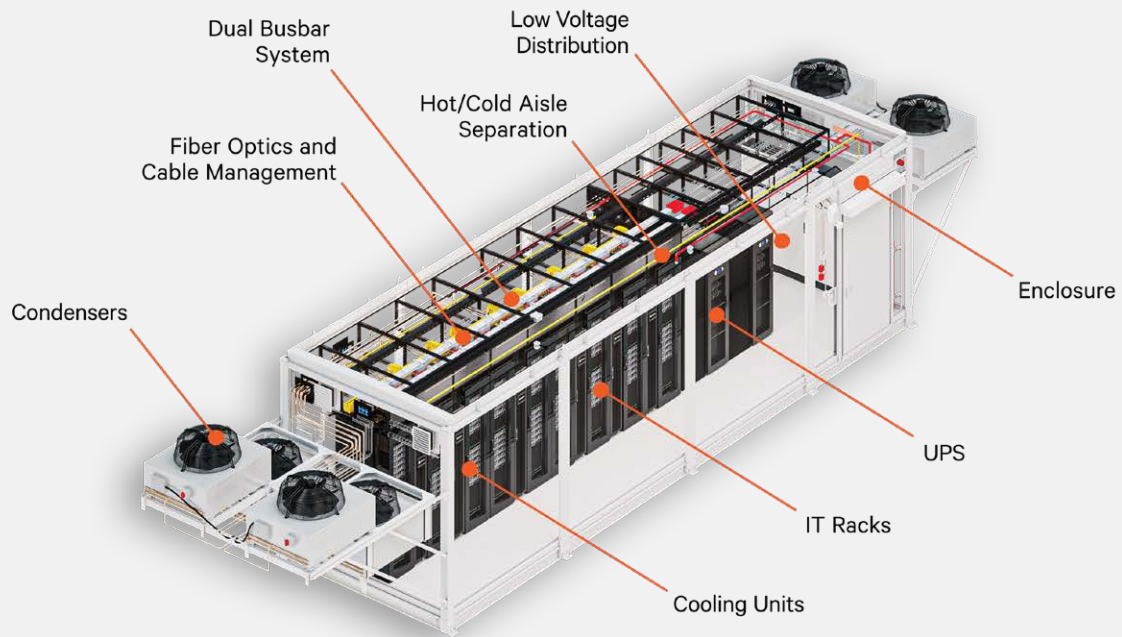
When deploying multiple units or at numerous locations, having a standard look and feel, layout and equipment kit simplify maintenance and operations activities.

Vertiv backs it all up with the service and support network you have come to expect from us.

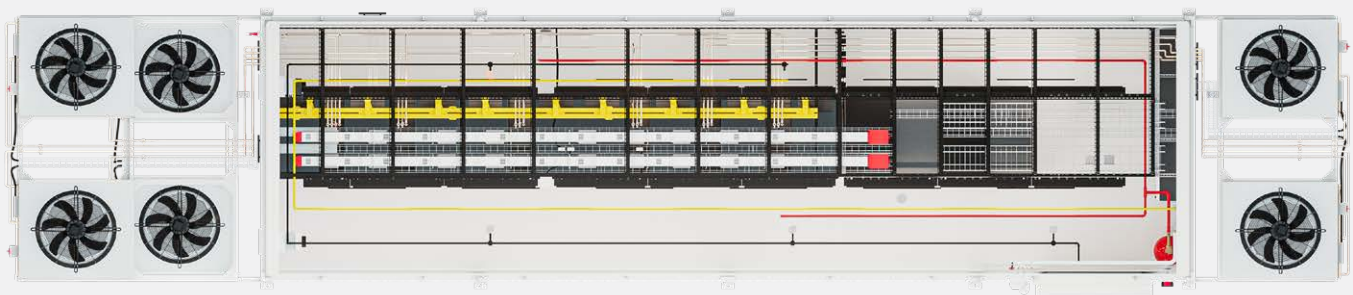


Cutaway illustration of Vertiv™ SmartMod™

Component Overview of Vertiv™ SmartMod™



Cutaway view of Vertiv™ SmartMod™



Top view of Vertiv™ SmartMod™



Interior view of Vertiv™ SmartMod™

Vertiv™ SmartMod Reference Designs

Nominal System Capacity (kW)		40kW	60kW	80kW
Model Number	ES2040134002 (B) ES2040234001 (E) ES3040344001 (P)	ES3060146001 (B) ES3060246001 (E) ES4060356001 (P)	ES4080168001 (B) ES4080268002 (E) ES6080368000 (P)	
Rack Size	42U x 1100 mm x 600 mm	42U x 1100 mm x 600 mm	42U x 1100 mm x 600 mm	
Rack SKU Number	VR3100S	VR3100S	VR3100S	
Rack Qty	4	6	8	
Electrical				
Full Load Amps (FLA)	270	390	555	
UPS	Liebert® EXM	Liebert® EXM	Liebert® EXM	
UPS type (SKU)	47SA040	47SA060	47SA080	
BDC Type	47MBE36	47MBG36	47MBH36	
Battery Type				
UPS Battery Runtime @ Full Load (min)	5	5	5	
UPS System Redundancy	N	N	N	
Rack PDU Type	Basic Unit Level	Basic Unit Level	Basic Unit Level	
PDU Model Number	I10483	I10483	I10483	
Cooling	Liebert® CRV™	Liebert® CRV™	Liebert® CRV™	
CRV type	019/020	019/020	019/020	
CRV SKU Number	CR019RA177XSM3/CR020RA1C7XSM7	CR019RA177XSM3 / CR020RA1C7XSM7	CR019RA177XSM3 / CR020RA1C7XSM7	
Cooling Redundancy	N+1	N+1	N+1	
Air Conditioning Units	3	4	6	
Service	Startup only	Startup only	Startup only	
Monitoring	Prepared for monitoring	Prepared for monitoring	Prepared for monitoring	
Electrical				
Full Load Amps (FLA)	270	390	555	
UPS	Liebert® EXM	Liebert® EXM	Liebert® EXM	
UPS type (SKU)	47SA040	47SA060	47SA080	
BDC Type	47MBE36	47MBG36	47MBH36	
Battery Type				
UPS Battery Runtime @ Full Load (min)	5	5	5	
UPS System Redundancy	N UPS (n+1 internal modules)	N UPS (n+1 internal modules)	N UPS (n+1 internal modules)	
Rack PDU Type	Monitored Unit Level	Monitored Unit Level	Monitored Unit Level	
PDU Model Number	VP46301	VP46301	VP46301	
Cooling	Liebert® CRV™	Liebert® CRV™	Liebert® CRV™	
CRV type	019/020	019/020	019/020	
CRV SKU Number	CR019RA177XSM3 / CR020RA1C7XSM7	CR019RA177XSM3 / CR020RA1C7XSM7	CR019RA177XSM3 / CR020RA1C7XSM7	
Cooling Redundancy	N+1	N+1	N+1	
Air Conditioning Units	3	4	6	
Service	Startup & 3-year Essential Service	Startup & 3-year Essential Service	Startup & 3-year Essential Service	
Monitoring	Environet Alert	Environet Alert	Environet Alert	
Electrical				
Full Load Amps (FLA)	320	440	555	
UPS	Liebert® EXM	Liebert® EXM	Liebert® EXM	
UPS type (SKU)	47SA040	47SA060	47SA080	
BDC Type	47MBE36	47MBG36	47MBH36	
Battery Type				
UPS Battery Runtime @ Full Load (min)	5	5	5	
UPS System Redundancy	2N	2N	2N	
Rack PDU Type	Switched, Unit Level	Switched, Unit Level	Switched, Unit Level	
PDU Model Number	NS30049L	NS30049L	NS30049L	
Cooling	Liebert® CRV™	Liebert® CRV™	Liebert® CRV™	
CRV type	019/020	019/020	019/020	
CRV SKU Number	CR019RA177XSM3 / CR020RA1C7XSM7	CR019RA177XSM3 / CR020RA1C7XSM7	CR019RA177XSM3 / CR020RA1C7XSM7	
Cooling Redundancy	N+1	N+1	N+1	
Air Conditioning Units	4	5	6	
Service	Startup & 5-year Essential Service with LIFE	Startup & 5-year Essential Service with LIFE	Startup & 5-year Essential Service with LIFE	
Monitoring	Environet Alert	Environet Alert	Environet Alert	

Minor configuration changes are possible (varying rack counts/dimensions, longer battery runtimes, etc.) – check with your Solutions Architects for details and support.



Vertiv.com | Vertiv Headquarters, 1050 Dearborn Drive, Columbus, OH, 43085, USA

© 2022 Vertiv Group Corp. All rights reserved. Vertiv™ and the Vertiv logo are trademarks or registered trademarks of Vertiv Group Corp. All other names and logos referred to are trade names, trademarks or registered trademarks of their respective owners. While every precaution has been taken to ensure accuracy and completeness here, Vertiv Group Corp. assumes no responsibility, and disclaims all liability, for damages resulting from use of this information or for any errors or omissions. Specifications, rebates and other promotional offers are subject to change at Vertiv's sole discretion upon notice.